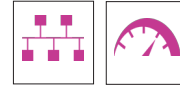


# S-VOLT



## VOLTAGE PRESENCE DETECTOR FOR AC AND DC RAILWAY NETWORKS



### MAIN FEATURES

- Voltage presence detector for indoor & outdoor application, for AC and DC networks
- Secure your network and your maintenance operations with S-VOLT
- Install S-VOLT next to HV switches for safe maintenance operations
- Interlock voltage presence detection directly to HV switch operating mechanism for safety increase
- Provide visual alarm of voltage presence to maintenance teams
- Intrinsic safety functioning: in case of internal failure or lack of power supply, contacts are deenergized thus allowing to discriminate the device failure in both cases of voltage presence or voltage absence

### TECHNICAL FEATURES


PRODUCT	NETWORK	SENSOR
<b>S-VOLT 1500</b>	For 750 VDC & 1500 VDC systems	Voltage presence relay
<b>S-VOLT 3000</b>	For 3000 VDC systems	Voltage presence relay
<b>S-VOLT 25</b>	For 25kVAC systems	Capacitive sensor

### BUILD YOUR OWN SOLUTION

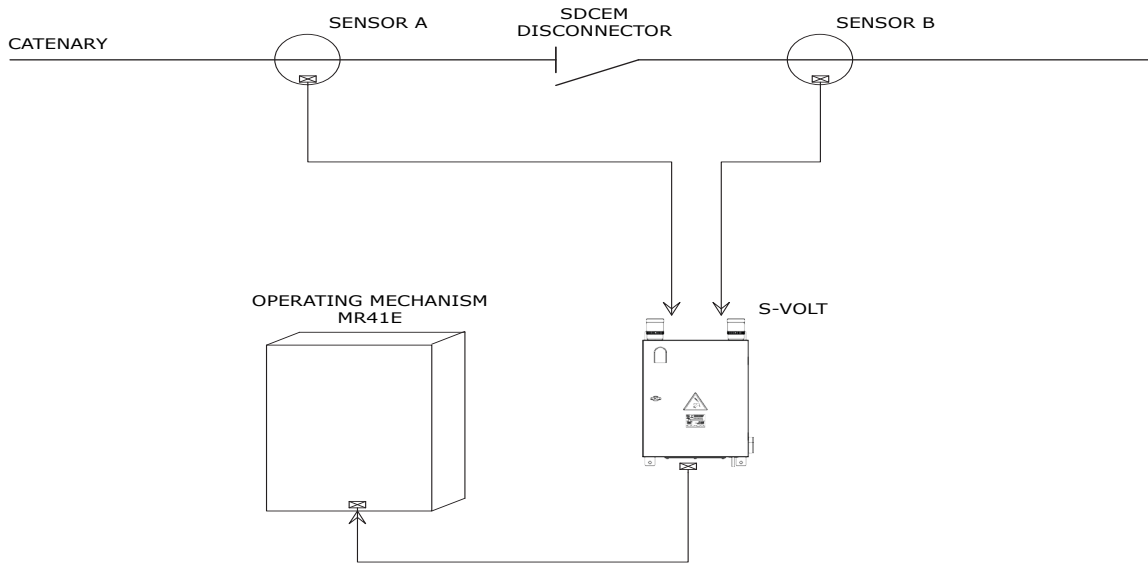
BASE	OPTIONS
Voltage presence sensor: 1	2
Casing	
	+ Protection fuses
	+ Ground protective relay 64
	+ Light indicator on casing (S-LUX) green/red/flashing red
	+ Direct interlock to HV switch operating mechanism
	+ Output on relays contacts
	+ Connection to SCADA through Modbus protocol (using S-COM communication card in HV switch operating mechanism)

### TECHNICAL DATA

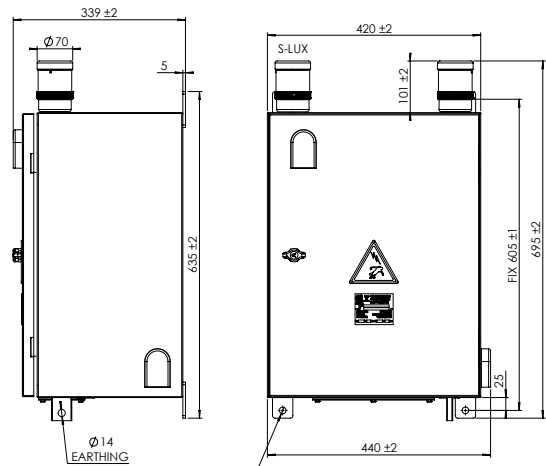
<b>Input scale Un</b>	750VDC, 1500VDC, 3000 VDC, 25kVAC	
<b>Supply voltage</b>	From 48 to 230 VAC/DC	
<b>Installation</b>	Outdoor & indoor	
<b>Operating time</b>	<20 ms	
<b>Casing protection</b>	IP55	
<b>Accuracy</b>	± 5% Un	
<b>Operating temperature</b>	-25 to +70 °C	
<b>Dielectric rigidity</b>	S-VOLT 1500 & 3000	10 kVAC 50 Hz 1 min
	S-VOLT 25	95 kV AC 50 Hz 1 min
<b>Output contacts</b>	Voltage detection (per sensor):	ON: 1NC / OFF: 1NC
	Fuse status (diagnostic):	1NC
	Ground protective relay 64:	1NC
<b>Standards</b>	EN 50124	



## OUTLINE DRAWINGS




S-Volt (without S-Lux option)




For information only : Dimension can vary depending on the options

## RELATED EQUIPMENT



SBE  
VERTICAL BREAK  
DISCONNECTOR



SBI/SBIFB  
VERTICAL BREAK  
DISCONNECTOR



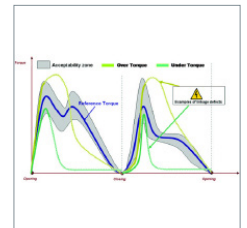
MR41E  
UNIVERSAL SMART  
DRIVE



S-COM  
REMOTE CONTROL  
BOARD



S-OFT - PORTABLE  
DIAGNOSTIC TOOL



S-TORQUE  
MECHANICAL FAILURE  
AND POSITION  
DETECTION