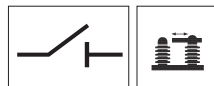


# SC1000



TELESCOPIC DISCONNECTOR SWITCH UP TO 24 / 25.8 kV



## MAIN FEATURES

- Used for Power Generation in phase reverse, branch and line disconnecting
- Arrangement in cubicle, horizontal or vertical position
- Options : earthing switch, interlocking
- Reference of standards: IEC 62271-102, IEC 62271-1, IEC 62271-2, IEC 62271-200

## TECHNICAL FEATURES

### SERVICE CONDITIONS

Condition of use	Indoor
Operating temperature range	-25°C / +40°C (option : special service conditions)
Seismic withstand	≤ 0,2 g (option : special service conditions)

### ELECTRICAL

Rated voltage	Ur	kV	<b>24</b>	<b>25.8</b>
Rated lightning impulse withstand voltage (BIL) To earth / Across isolating distance	Up	kV	125 145	150 165
Rated power frequency withstand voltage 50/60 Hz To earth / Across isolating distance	Ud	kV	50 60	70 77
Rated current	Ir	A	12 500 / 14 000 / 15 000	
Short time current (Ik max) kA/3s			200kA / 3s IP 500kA	
Breaking capacity			0,5A	

### MECHANICAL

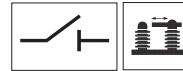
	standard	option
Mechanical endurance / lifetime	10 000 operations	2 000 operations
Creepage distance	Cl3 (d)	Cl4 (e)
Insulator type	Epoxy (red)	-
Primary terminals	Silver plated aluminum pads	-

## OPTIONS

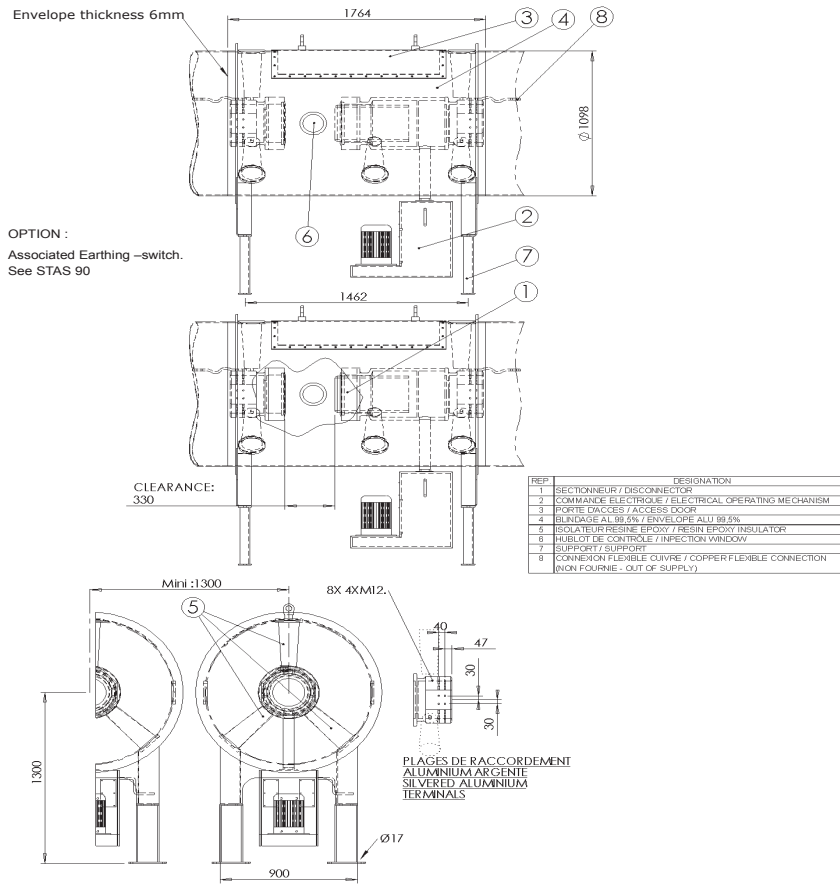
### DISCONNECTOR (DS) AND ASSOCIATED EARTHING SWITCH (ES)

Operating mechanisms	Electrical (EOM) MT150
Interlocking device	With other functions
Earthing switch position	1 side or both sides
Earthing switch operation type	ST90
Ik earthing switch (kA/1s)	160kA /1s (Ip 463kA)

For other values, please contact us.



## OUTLINE DRAWING




The drawing above is given for information only. Detailed layout and digital drawing available upon request.


Ur	Ir max	Terminals	A	B	C	D	E	F	Weight/pole (approx.) kg
			mm	mm	mm	mm	mm	mm	
From 24kV to 25.8kV	From 12 500 to 15 000	H* H*							From 500 to 700

\* V= Vertical, H= Horizontal, A= Axial, P= Perpendicular. Above are mentioned maximum dimensions. For other values, please consult us.


## RELATED EQUIPMENT



SBI/SBIFB  
VERTICAL BREAK  
DISCONNECTOR



SC300  
TELESCOPIC  
DISCONNECTOR



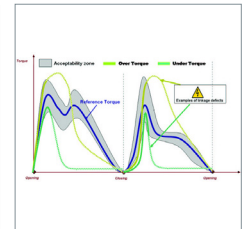
STAS  
EARTHING SWITCH



S-COM  
REMOTE CONTROL  
BOARD



S-POSITION  
DISCONNECTOR  
POSITION INDICATOR



S-TORQUE  
MECHANICAL FAILURE  
AND POSITION  
DETECTION